



## REUSABLE FRAME for DOCUMENT PRESERVATION

To help preserve your document in its original condition, this frame includes a non-adhesive, removable support. Conservation Glass reduces light damage\* by blocking 99% of harmful ultraviolet radiation. Conservation Mats are made of virgin alpha cellulose fiber; lignin-free, acid-free, buffered, with pigmented color to resist fading and color transfer. The sturdy two-point hanging system is easy to use, keeps the frame straight, and provides secure support on the wall.


\* Fading and other light damage will be reduced, but can not be stopped, because all light exposure is harmful. For best results, display your document in a low-light area.

### INSTRUCTIONS

1. Bend up the tabs on the back of the frame using a coin or tool.
2. Remove the backing board to reveal the non-adhesive, removable support with the tape-hinged door.



3. Open the removable support's tape-hinged door and insert your document, making sure it is centered in the window and right-side-up in the frame. Use no adhesive on the document.



4. Close the door and loosely tape it shut using 3M Scrapbooking Tape or another high-quality tape. Do not use a tape that could be chemically invasive or made for temporary use, such as masking tape or duct tape.



5. Close the frame by replacing the backing board and bending the tabs down. For better protection against dirt and insects, place high-quality tape over the tabs to seal the back of the frame.

*To reuse this frame: Remove the backing board, open the hinged door, lift out the old document, insert the new document, and reclose the frame.*

For further information,  
contact  
James Miller, MCPF, GCF

614-579-8444  
artframeit@gmail.com